



District Report Card: 2017


State: Andhra Pradesh	District: Srikakulam
Class: 8	Subject: Mathematics
Schools: 51	Students: 1296


Participation/Coverage


Students

<div>GENDER</div> <div></div>	Boys		Girls	
	Number	%	Number	%
	588	45.37	708	54.63

<div>AREA</div> <div></div>	Rural		Urban	
	Number	%	Number	%
	1087	83.87	209	16.13

<div>CATEGORY</div> <div></div>	SC		ST		OBC		GEN	
	Number	%	Number	%	Number	%	Number	%
	101	7.79	93	7.18	1015	78.32	87	6.71

<div>CWSN</div> <div></div>	LD	VI	HI	S&LD	ID	Oth
	2	2	1	2	2	18

<div>Management</div> <div></div>	Government		Government-aided	
	Number	%	Number	%
	1269	97.92	27	2.08

Average Performance of Students in Mathematics (%)

Overall	Gender		Area		Management		Social Group			
	Male	Female	Rural	Urban	Govt.	Aided	SC	ST	OBC	GEN
58.75	59.20	58.38	61.17	46.19	59.15	39.75	53.20	51.83	60.25	55.10

Performance on Learning Outcomes (LOs)

Learning Outcomes	Description	Average Performance(%)
M601	Solves problems involving large numbers by applying appropriate operations	54.39
M606	Solves problems on daily life situations involving addition and subtraction of fractions / decimals	60.03
M620	Finds out the perimeter and area of rectangular objects in the surroundings like floor of the class room, surfaces of a chalk box etc.	66.91
M621	Arranges given/collected information in the form of table, pictograph and bar graph and interprets them	61.29
M702	Interprets the division and multiplication of fractions	50.85
M705	Solves problems related to daily life situations involving rational numbers	61.81
M706	Uses exponential form of numbers to simplify problems involving multiplication and division of large numbers	54.56
M707	Adds/subtracts algebraic expressions	64.81
M710	Solves problems related to conversion of percentage to fraction and decimal and vice versa	46.81
M717	Finds out approximate area of closed shapes by using unit square grid/graph sheet	48.12
M719	Finds various representative values for simple data from her/his daily life contexts like mean, median and mode	71.87
M721	Interprets data using bar graph	72.80
M801	Generalizes properties of addition, subtraction, multiplication and division of rational numbers through patterns	41.49
M802	Finds rational numbers between two given rational numbers	61.09
M803	Proves divisibility rules of 2, 3, 4, 5, 6, 9 and 11	67.40
M804	Finds squares, cubes, square roots and cube roots of numbers using different methods	58.36
M808	Uses various algebraic identities in solving problems of daily life	70.97
M812	Verifies properties of parallelogram and establishes the relationship between them through reasoning	50.52
M818	Finds surface area and volume of cuboidal and cylindrical object	30.40
M819	Draws and interprets bar charts and pie charts	56.33

Range of Performance of Students who Answered Correctly							
Below 30%		30% - 50%		50% - 75%		Above 75%	
Number	%	Number	%	Number	%	Number	%
205	15.82	304	23.46	389	30.02	398	30.71

Lowest Performing Learning Outcomes (LOs)

- 1 - Finds surface area and volume of cuboidal and cylindrical object (30.40)
- 2 - Generalizes properties of addition, subtraction, multiplication and division of rational numbers through patterns (41.49)
- 3 - Solves problems related to conversion of percentage to fraction and decimal and vice versa (46.81)

4 - Finds out approximate area of closed shapes by using unit square grid/graph sheet (48.12)

5 - Verifies properties of parallelogram and establishes the relationship between them through reasoning (50.52)